

TOLEDO

FURNITURE

Casework

for

Education

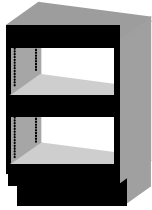
and

Offices



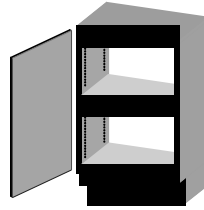
TOLEDO

FURNITURE



D	W		H
13-3/4 23-1/4	12	27	26
	15	30	30
	18	33	34
	21	36	
	24		

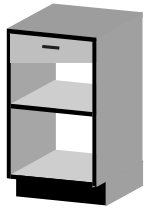
Series 1000 **Closed Back**
 Open Front
 4"H Black Melamine Toe Kick
 1 Adjustable Shelf Included
 Adjustable Shelves Available



D	W		H
24	12	26	
	15	30	
	18	34	
	21		
	24		

Series 1001 **Closed Back**
 Left or Right Hinge **1001L = Left 1001R = Right**
 Hinged Door with Wire Pulls
 4"H Black Melamine Toe Kick
 1 Adjustable Shelf Included
 Adjustable Shelves Available

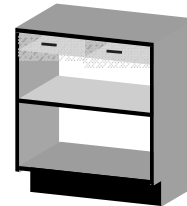
Base Cabinets



D	1002	1003	H
	W		
24	12	27	26
	15	30	30
	18	33	34
	21	36	
	24		

1002 1 Drawer 4" Inside Depth with Wire Pull
 1003 2 Drawers 4" Inside Depth with Wire Pull

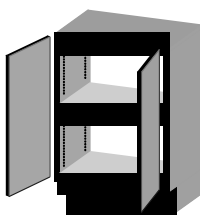
Open Front and Closed Back Cabinet
 4"H Black Melamine Toe Kick
 1 Adjustable Shelf Included
 Adjustable Shelves Available



Series 1002

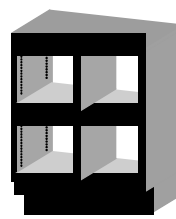
Series 1003

Base Cabinets



D	W		H
24	30	26	
	36	30	
	42	34	
	48		

Series 1004 **Closed Back:**
 2 Hinged Doors with Wire Pulls
 4"H Black Melamine Toe Kick
 1 Adjustable Shelf Included
 Adjustable Shelves Available



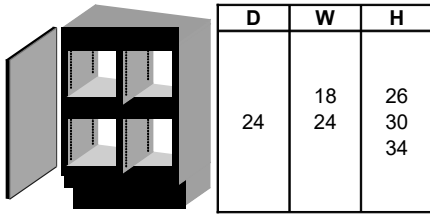
D	W		H
13-3/4 23-1/4	18		
	24	26	
	30	30	
	36	34	
	42		
	48		

Series 1010 **Closed Back**
 Open Front
 4"H Black Melamine Toe Kick
 2 Adjustable Shelves and 1 Fixed Vertical Divider
 Adjustable Shelves Available

Base Cabinets

TOLEDO

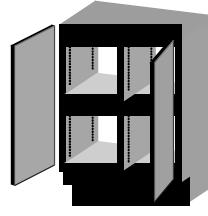
FURNITURE



D	W	H
24	18 24	26 30 34

Series 1011 Closed Back
1011L shown 1011R Right

Left or Right Hinge Door with Wire Pull
4"H Black Melamine Toe Kick
2 Adjustable Shelves and 1 Fixed Vertical Divider
Adjustable Shelves Available

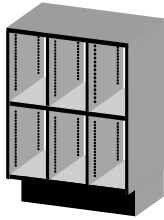


D	W	H
24	30 36 42 48	26 30 34

Series 1012 Closed Back

2 Hinged Doors with Wire Pulls
4"H Black Melamine Toe Kick
2 Adjustable Shelves and 1 Fixed Vertical Divider
Adjustable Shelves Available

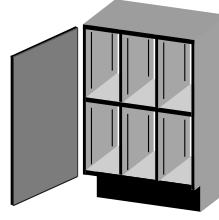
Base Cabinets



D	W	H
13-3/4 23-1/4	24	26 30 34

Series 1020 Closed Back

Open front
4"H Black Melamine Toe Kick
3 Adjustable Shelves and 2 Fixed Vertical Dividers
Adjustable Shelves Available

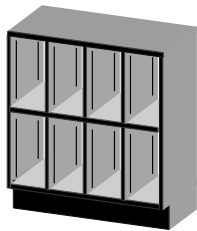


D	W	H
23-1/4	24	26 30 34

Series 1021 1021L shown 1021R Right

Left or Right Hinge Door with Wire Pull
4"H Black Melamine Toe Kick
3 Adjustable Shelves and 2 Fixed Vertical Dividers
Adjustable Shelves Available

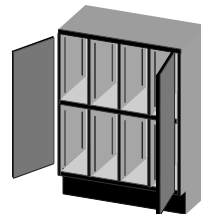
Base Cabinets



D	W	H
13-3/4 23-1/4	36 42 48	26 30 34

Series 1030 Closed Back

Open front / Closed back
4"H Black Melamine Toe Kick
4 Adjustable Shelves with 3 Fixed Vertical Dividers
Adjustable Shelves Available



D	W	H
13-3/4 23-1/4	36 42 48	26 30 34

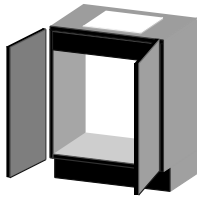
Series 1032 Closed Back

2 Hinged Doors with Wire Pulls
Closed Back
4"H Black Melamine Toe Kick
4 Adjustable Shelves with 3 Fixed Vertical Dividers
Adjustable Shelves Available

Base Cabinets

TOLEDO

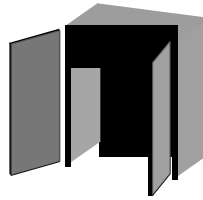
FURNITURE



D	W	H
24	30	26
	36	30
	42	34

Series 1042 Sink Base

Open Top and Back
2 Hinged Doors with Wire Pulls
4"H Black Melamine Toe Kick



D	W	H
30	36	26
	42	30
	48	34

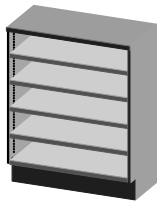
Series 1050 No Doors

1052 2 Hinged Doors with Wire Pulls

Cart Storage Cabinet

No Toe Kick or Deck.
Opens to allow wheeled cart to roll inside

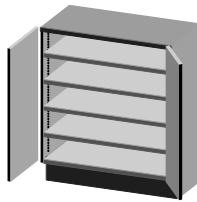
Base Cabinets



D	W	H
23-1/4	24	26
	30	30
	36	34

Series 1088

Open front / Closed back
4"H Black Melamine Toe Kick
4 Adjustable Shelves Included
Adjustable Shelves Available



D	W	H
23-1/4	24	26
	30	30
	36	34

Series 1088D

Closed Back
2 Hinged Doors with Wire Pulls
4"H Black Melamine Toe Kick
4 Adjustable Shelves Included
Adjustable Shelves Available

Base Cabinets



D	W	H
24	18	26
	24	30
		34

Series 1060 1060L shown 1060R Right

Open Top and Closed Back
Left or Right Hinged Door with Wire Pull
1 Drawer 4" Inside Depth with Wire Pulls
4"H Black Melamine Toe Kick
1 Adjustable Shelf Included
Adjustable Shelves Available



D	W	H
24	30	26
	36	30
		34

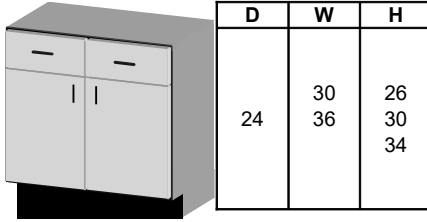
Series 1062

Open Top and Closed Back
2 Hinged Doors with Wire Pulls
1 Drawer 4" Inside Depth with Wire Pulls
4"H Black Melamine Toe Kick
1 Adjustable Shelf Included
Adjustable Shelves Available

Base Cabinets

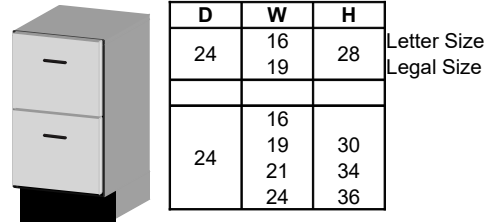
TOLEDO

FURNITURE



Series 1063

Open Top and Closed Back
 2 Hinged Doors with Wire Pulls
 2 Drawers 4" Inside Depth with Wire Pulls
 4"H Black Melamine Toe Kick
 1 Adjustable Shelf Included
 Adjustable Shelves Available

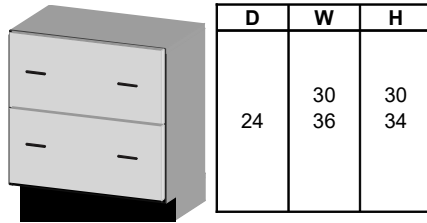


Letter Size
 Legal Size

Series 2000 May be used for File Cabinet

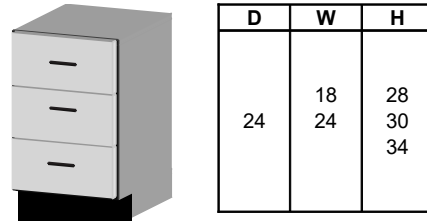
Finished Top, Back and Sides on Letter and Legal
 Letter and Legal have 3" Casters Standard / No Toe Kick
 Other Models Open Top and Closed Back
 2 Equal Size File Drawers with Wire Pulls
 4"H Black Melamine Toe Kick
 Specify Letter or Legal

Base Cabinets



Series 2010 May be used for Lateral File

Open Top and Closed Back
 4"H Black Melamine Toe Kick
 2 Lateral File Drawers with Wire Pulls
 May be used as large storage

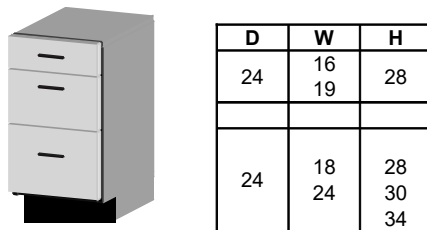


Series 2011

3 Equal Height Drawers
 Includes Wire Pulls
 Open Top and Closed Back
 4"H Black Melamine Toe Kick

4" Inside Depth on 26"H
 5-1/2" Inside Depth on 30"H
 7" Inside Depth on 34"H

Base Cabinets




Series 2013

Open Top and Closed Back
 1 Drawer 3-5/8" Inside Depth with Wire 6-1/2" Inside Depth on 30"H
 2 Drawers Equal Height with Wire Pull 9-1/2" Inside Depth on 34"
 4"H Black Melamine Toe Kick

Base Cabinets

TOLEDO

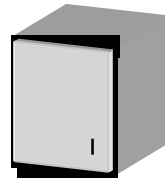
FURNITURE



D	W	H
12	12	15
15	18	18
	24	
	30	
	36	

Series 3000

Open front / Closed back
1 Adjustable Shelf Included
Adjustable Shelves Available

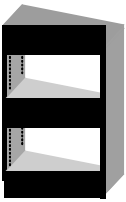


D	W	H
12	12	15
15	18	18
	24	
	30	
	36	

Series 3001 3001L shown 3001R = Right Hinge

Closed Back
Left or Right Hinge Door with Wire Pull
1 Adjustable Shelf Included
Adjustable Shelves Available

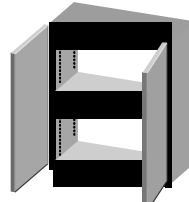
Wall Cabinets



D	W	H
12	12	24
15	18	30
	24	
	30	
	36	

Series 3002

Open front / Closed back
1 Adjustable Shelf Included
Adjustable Shelves Available




D	W	H
12	30	24
15	36	30

Series 3004 3004L shown 3004R = Right Hinge

Closed Back
2 Hinged Doors with Wire Pulls
1 Adjustable Shelf Included
Adjustable Shelves Available

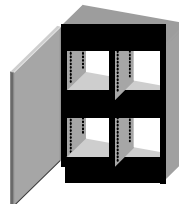
Wall Cabinets



D	W	H
11-1/4	24	24
14-1/4		30

Series 3010

Open front / Closed back
2 Adjustable Shelves and 1 Fixed Vertical Divider
Adjustable Shelves Available



D	W	H
11-1/4	24	24
14-1/4		30

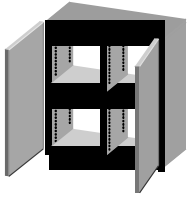
Series 3011 3011L shown 3011R = Right Hinge

Closed Back
Left or Right Hinge Door with Wire Pull
2 Adjustable Shelves and Vertical Divider
Adjustable Shelves Available

Wall Cabinets

TOLEDO

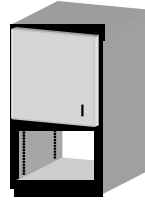
FURNITURE



D	W	H
12	30	24
15	36	30

Series 3012

Closed Back
 2 Hinged Doors with Wire Pulls
 2 Adjustable Shelves and 1 Fixed Vertical Divider
 Adjustable Shelves Available



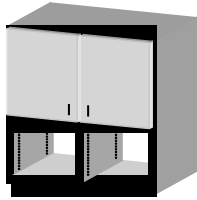
D	W	H
12	18	24
15	24	30

Series 3030

Closed Back
 Left or Right Hinge Door with Wire Pull
 1 Fixed Shelf at Bottom of Door
 Adjustable Shelves Available
 Door Height is 15" and 18" respectively

3030L shown
3030R = Right Hinge

Wall Cabinets



D	W	H
12	18	24
15	24	30

Series 3031

Closed Back
 2 Hinged Doors with Wire Pulls
 1 Fixed Shelf at Bottom of Door
 Adjustable Shelves Available
 Door Height is 15" and 18" respectively


Wall Cabinets



D	W	H
12	12	24
15	18	30
	24	

Series 3040 Closed Back

1 Fixed Vertical Divider
 10 Adjustable Shelves on 24"H
 12 Adjustable Shelves on 30"H
 Adjustable Shelves Available



D	W	H
12	12	24
15	18	30
	24	


Series 3041 Open Back

1 Fixed Vertical Divider
 10 Adjustable Shelves on 24"H
 12 Adjustable Shelves on 30"H
 Adjustable Shelves Available

Wall Cabinets

TOLEDO

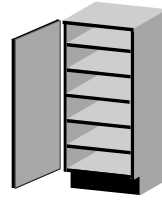
FURNITURE



D	W	H
13-1/4	18	72
23-1/4	24	84

Series 4000

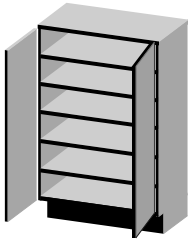
Open Front / Closed back
 4"H Black Melamine Toe Kick
 4 Adjustable Shelves in 72"
 5 Adjustable Shelves in 84"



D	W	H
14	18	72
24	24	84

Series 4001 4001L shown 4001R = Right Hinge

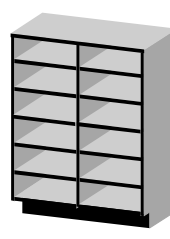
Closed back
 Left or Right Hinge Door with Wire Pull
 4"H Black Melamine Toe Kick
 4 Adjustable Shelves in 72" 5 Adjustable Shelves in 84"



D	W	H
14	30	72
24	36	84

Series 4002

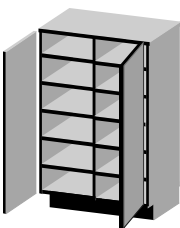
2 Hinged Doors with Wire Pulls
 4"H Black Melamine Toe Kick
 4 Adjustable Shelves in 72"
 5 Adjustable Shelves in 84"



D	W	H
13-1/4	42	72
23-1/4	48	84

Series 4010

Open Front / Closed back
 4"H Black Melamine Toe Kick
 1 Fixed Vertical Divider
 8 Adjustable Shelves in 72"
 10 Adjustable Shelves in 84"



D	W	H
14	42	72
24	48	84

Series 4012

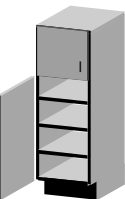
2 Hinged Doors with Wire Pulls
 4"H Black Melamine Toe Kick
 1 Fixed Vertical Divider
 8 Adjustable Shelves in 72"
 10 Adjustable Shelves in 84"



D	W	H
24	30	72
	36	84

Series 4032

Closed Back
 4 Hinged Doors with Wire Pulls
 4"H Black Melamine Toe Kick
 Fixed Shelf between Doors
 2 Adjustable Shelves 72"
 3 Adjustable Shelves 84"
 1 Adjustable Shelf Lower Cabinet



D	W	H
24	12	72
	15	
	18	
	21	
	24	84

Series 4045

4045L Shown
 4045R = Right Hinge

Closed back
 Left or Right Hinged Doors with Wire Pull
 4"H Black Melamine Toe Kick
 3 Adjustable Shelves
 1 Fixed Shelf below Upper Door

Tall Storage

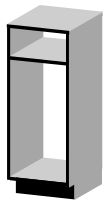
Tall Storage

Tall Storage

Tall Storage

TOLEDO

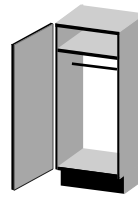
FURNITURE



D	W	H
23-1/4	12	72
	18	
	24	
	30	

Series 4050

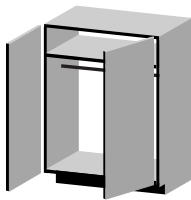
Open Front / Closed Back
 4"H Black Melamine Toe Kick
 1 Fixed Shelf
 2 Double Coat Hooks 12"W
 3 Double Coat Hooks 18"W
 4 Double Coat Hooks 24"W



D	W	H
24	12	72
	18	
	24	
	30	

Series 4051 4051L shown 4051R = Right Hinge

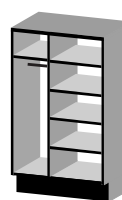
Closed Back
 Left or Right Hinge Door with Wire Pull
 1 Fixed Shelf with Coat Rod



D	W	H
23-1/4	30	72
	36	
	42	
	48	

Series 4052

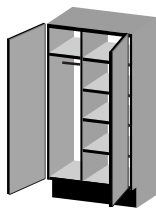
Closed Back
 2 Hinged Doors with Wire Pulls
 4"H Black Melamine Toe Kick
 1 Fixed Shelf
 5 Double Coat Hooks or Rod on 30" and 36"L
 7 Double Coat Hooks or Rod on 42" and 48"L



D	W	H
23-1/4	30	72
	36	
	42	
	48	

Teacher Wardrobe

Series 4070
 Open Front / Closed Back
 4"H Black Melamine Toe Kick
 2 Fixed Shelves and 1 Fixed Vertical Divider
 Coat Rod
 4 Adjustable Shelves in 72"
 5 Adjustable Shelves in 84"
 12" Coat Space 30" Cabinet
 16" Coat Space 36" Cabinet
 21" Coat Space 42" and 48" Cabinet



D	W	H
23-1/4	24	72
		84

Teacher Wardrobe

Series 4071

Closed Back
 2 Hinged Doors with Wire Pulls
 4"H Black Melamine Toe Kick
 2 Fixed Shelves and 1 Fixed Vertical Di
 Coat Rod
 4 Adjustable Shelves in 72"
 5 Adjustable Shelves in 84"
 12" Coat Space 30" Cabinet
 16" Coat Space 36" Cabinet
 21" Coat Space 42" and 48" Cabinet

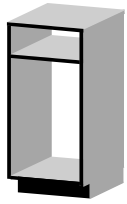
Tall Wardrobe

Tall Wardrobe

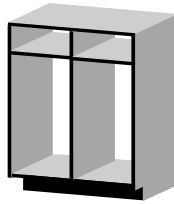
Tall Wardrobe

TOLEDO

FURNITURE



D	W	H
12	12	48
18	15	60



D	W	H
12	24	48
18	30	60

Student Wardrobe

Series 4081

Open front / Closed back
 4"H Black Melamine Toe Kick
 Fixed Upper Shelf with 12"H Compartment
 1 Double Coat Hook
 Available with Closet Rod


Series 4082

Open front / Closed back
 4"H Black Melamine Toe Kick
 Fixed Upper Shelf with 12"H Compartment
 2 Double Coat Hooks
 Available with Closet Rod

Note: Units may be assembled together to create a row of wardrobe cabinets

TOLEDO

FURNITURE



D	W	H
10-1/2	37-1/2	36
12-1/2		42
14-1/2		48

Series 6000


2 Adjustable Shelves Included: 36" and 42"
 3 Adjustable Shelves Included: 48"
 Adjustable Shelves Available



D	W	H
10-1/2	37-1/2	48
12-1/2		60
14-1/2		

Series 6001

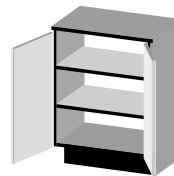
3 Adjustable Shelves in 48"
 4 Adjustable Shelves in 60"
 Adjustable Shelves Available



D	W	H
10-1/2	37-1/2	72
12-1/2		84
14-1/2		

Series 6002

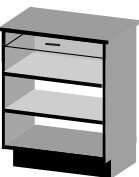
5 Adjustable Shelves in 72"
 6 Adjustable Shelves in 84"
 Adjustable Shelves Available



D	W	H
24	30	30
	36	39

Series 6031

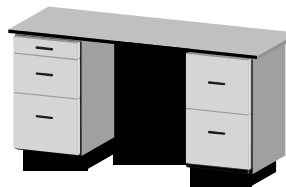
Closed Back
 2 Hinged Doors with Wire Pulls
 4"H Black Melamine Toe Kick
 1 Adjustable Shelf in 30"
 2 Adjustable Shelves in 39"



D	W	H
24	30	30
	36	39

Series 6032

Open Front / Closed Back
 1 Drawer 4" Inside Depth
 4"H Black Melamine Toe Kick
 1 Adjustable Shelf



D	W	H
24	60	30
30		

Series 6050

2 Pedestal Stations containing 6 Drawers
 1 ea. Series 2000 and 2013 Pedestal Files
 Full Length Modesty Panel
 Desk Top
 Unit is fully assembled into a work station

Library Cabinets

Library Cabinets

Library Cabinets

TOLEDO

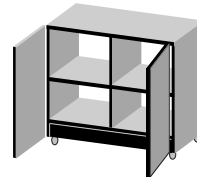
FURNITURE



D	W	H
25-1/2	36	30 36

Series 7000

Closed Back
Laminate Finish on all Sides
1 Adjustable Shelf Included
Adjustable Shelves Available
Includes 3" Dual Wheel Hooded Casters
All Casters Swivel, Lock and are rated 100# each




D	W	H
25-1/2	36 42 48	30 36

Series 7002

Closed Back
Laminate Finish on all Sides
2 Hinged Doors with Wire Pulls
1 Adjustable Shelf in 30"H
Adjustable Shelves Available
Includes 3" Dual Wheel Hooded Casters
All Casters Swivel, Lock and are rated 100# each

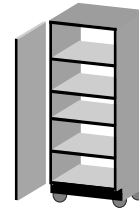
Mobile Storage



D	W	H
25-1/2	30 36	54 66

Series 7010

Closed Back
1 Fixed Shelf in each size unit
54"H includes 3 Adjustable Shelves
66"H includes 4 Adjustable Shelves
Adjustable Shelves Available
Includes 3" Dual Wheel Hooded Casters
All Casters Swivel, Lock and are rated 100# each



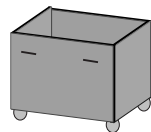
D	W	H
25-1/2	18 24	54 66

Series 7011

Closed Back
Left or Right Hinge Door with Wire Pull
1 Fixed Shelf in each size unit
54"H includes 3 Adjustable Shelves
66"H includes 4 Adjustable Shelves
Adjustable Shelves Available
Includes 3" Dual Wheel Hooded Casters
All Casters Swivel, Lock and are rated 100# each

7011L Shown
7011R Right


Mobile Storage



D	W	H
20	30	24

Series 7028 Cart

White Melamine Interior
Laminate Exterior
All Edges have 3mm PVC Banding
Handles Included
Includes 3" Dual Wheel Hooded Casters
All Casters Swivel, Lock and are rated 100# each



D	W	H
48	48	48

Series 7034 Book Cart

Laminate on all Exposed Faces
3mm PVC Edge Banding
6 Adjustable Shelves Included
Includes 3" Dual Wheel Hooded Casters
All Casters Swivel, Lock and are rated 100# each

Mobile Storage